



Beginning – Friday, October 7, 2022

Village of Rosemont – Transfer Codes:

IF YOU TRANSFER, Don't Forget:

YOU MUST USE THE CORRECT TRANSFER CODE Per POSITION*

How to Find Badge Number:

- 1. Open the Paycom App**
- 2. Select Information**
- 3. Select Additional Information**
- 4. You will see your Badge Number**

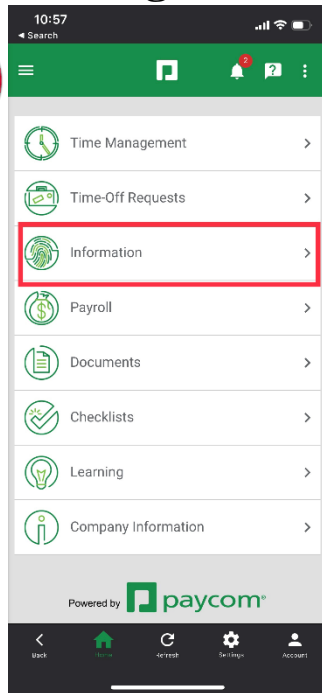
Transfer Codes Used at This Location:

Type	Code	Reason / Position
Auxiliary Officers		
Transfers	010	TRAFFIC/PRISONER WATCH
Transfers	011	AUX TRAINEE
Transfers	012	AUX
Transfers	013	SGT AUX
Transfers	014	LT AUX
Transfers	015	CAPT AUX
Non-Auxiliary Officers		
Transfers	030	BUS DRIVER
Transfers	031	PARK ATT OVERNIGHT
Transfers	019	CALLBACK
Transfers	041	PHONE / SCOREBOARD
Transfers	042	COAT CHECK

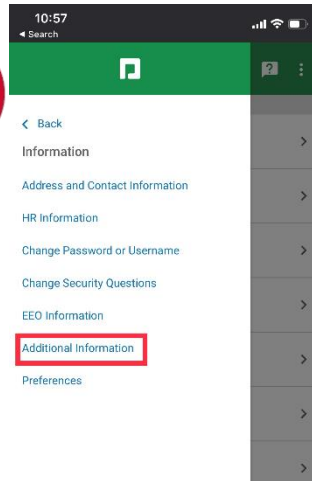


step 1

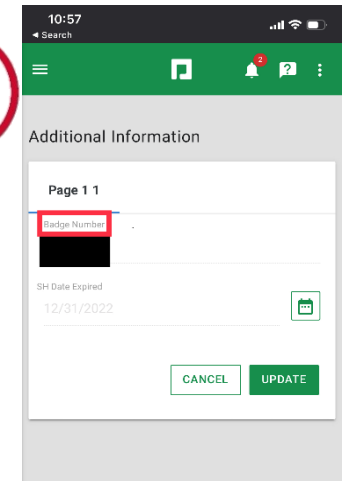
step 2



step 3



step 4



Still Having Problems? -> Please Call 847-993-8404

(Page 2 of 2 - Last Revised: Friday, October 7, 2022 – Convention Center / Dome / Impact / Parking Garage)

***If Transfers are done intentionally WITHOUT assignment, this will lead to disciplinary actions from the Administration.**